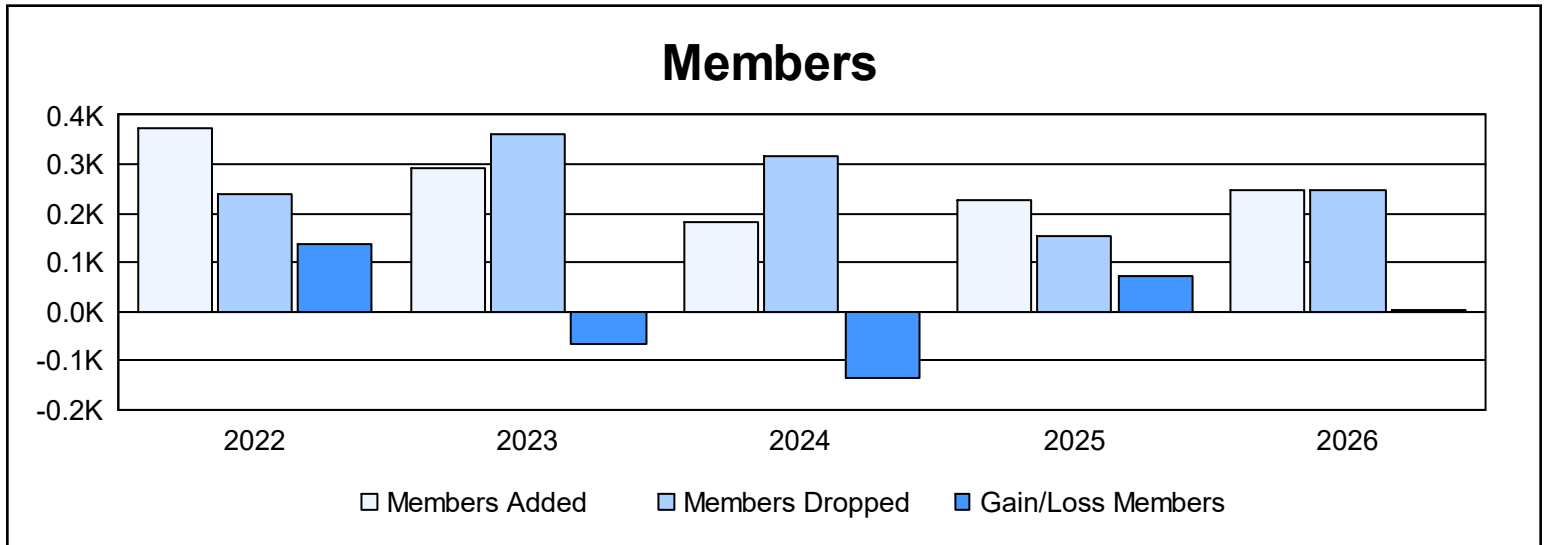
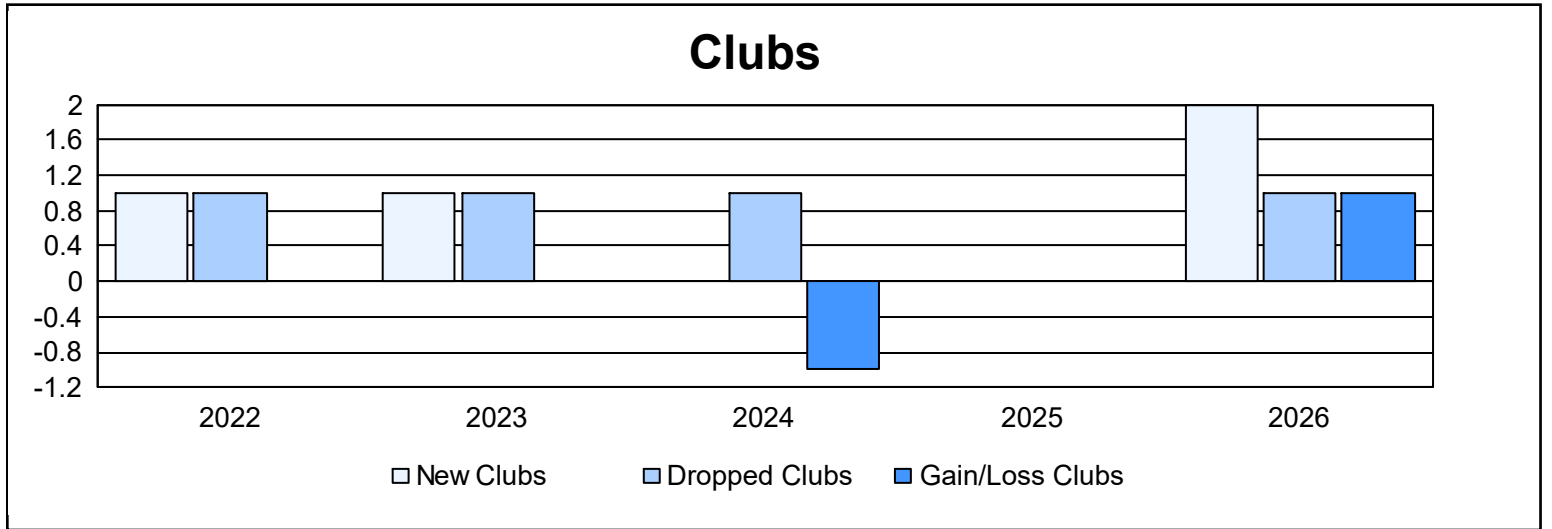
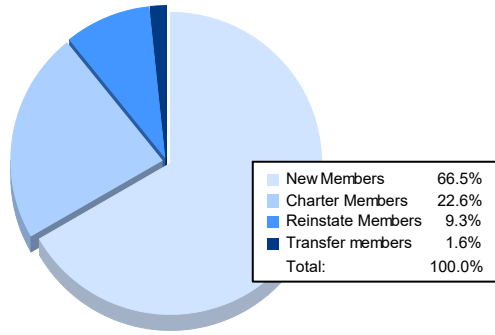


Year	New Clubs	Dropped Clubs	Gain/ Loss Clubs	New Members	Charter Members	Reinstate Members	Transfer Members	Total Member Added	Total Members Dropped	Gain/ Loss Members
2021-2022	1	1	0	317	28	27	3	375	239	136
2022-2023	1	1	0	224	26	39	4	293	361	-68
2023-2024	0	1	-1	137	5	34	5	181	318	-137
2024-2025	0	0	0	178	0	48	1	227	154	73
2025-2026	2	1	1	165	56	23	4	248	246	2
<b>Average</b>	<b>1</b>	<b>1</b>	<b>0</b>	<b>204</b>	<b>23</b>	<b>34</b>	<b>3</b>	<b>265</b>	<b>264</b>	<b>1</b>



### Membership Composition April 2026 Cumulative



### Gender Composition April 2026 Cumulative

